

This document should be read in conjunction with the prospectus and relevant KIIDs which are available on our website [www.elevacapital.com](http://www.elevacapital.com). Past performance is no guarantee of future results. The UCITS Fund does not benefit from any guarantee or protection, so the initial invested capital may not be fully repaid.

## Investment objective and approach

- Aiming to achieve superior long-term risk adjusted returns
- Medium-term time horizon
- Investing primarily in European equities and equity related securities
- Conviction investing using bottom-up stock-picking with high active weight of 80%+ and tracking error target of 6%
- Flexible, opportunistic, and pragmatic approach, with no sector/country bias and style/market cap agnostic
- Using a macroeconomic overlay to support sector positioning

## Fund facts

**Manager:** Eric Bendahan

**Legal structure:** Luxembourg SICAV – UCITS V

**Fund launch date:** 26<sup>th</sup> January 2015

**Total Fund Assets:** 2,696,988,275€

**Last NAV:** as of 29<sup>th</sup> March close

Class A1 (EUR) acc. : 123.85€

Class A1 (EUR) dis. : 100.16€

Class A1 (CHF) acc. (hedged) : 120.89CHF

Class A1 (USD) acc. (hedged) : 126.25\$

Class A2 (EUR) acc. : 107.40€

### Distribution policy:

Class A1 (EUR) acc. : Accumulation

Class A1 (EUR) dis. : Distribution

Class A1 (CHF) acc. (hedged) : Accumulation

Class A1 (USD) acc. (hedged) : Accumulation

Class A2 (EUR) acc. : Accumulation

**Benchmark:** STOXX Europe 600 EUR (net return)

### ISIN & Bloomberg code:

Class A1 (EUR) acc. : LU1111642408 | EESFA1E LX

Class A1 (EUR) dis. : LU1543705286 | EESA1D LX

Class A1 (CHF) acc. (hedged) : LU1111642663 | EESFA1H LX

Class A1 (USD) acc. (hedged) : LU1111642580 | EESFA1U LX

Class A2 (EUR) acc. : LU1111642820 | EESRCA2 LX

### Share class launch date:

Class A1 (EUR) acc. : 9th February 2015

Class A1 (EUR) dis. : 8th June 2017

Class A1 (CHF) acc. (hedged) : 9th February 2015

Class A1 (USD) acc. (hedged) : 9th February 2015

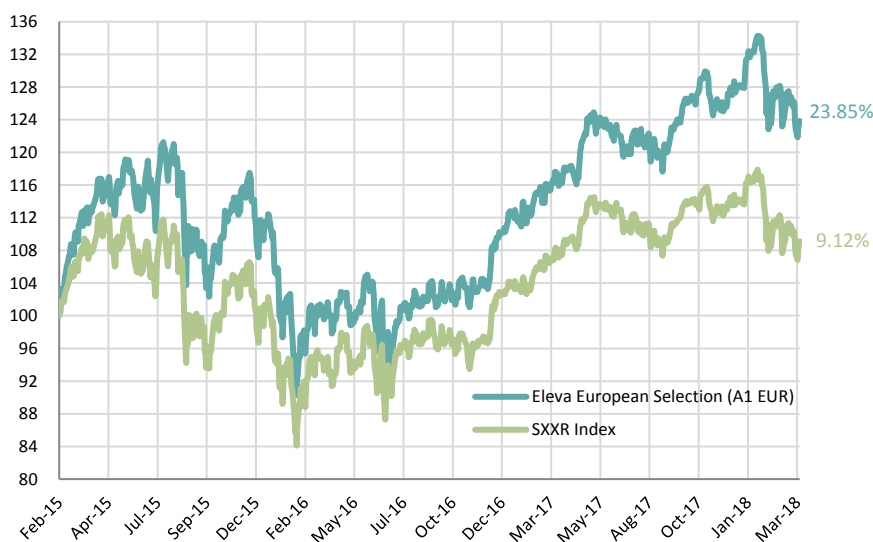
Class A2 (EUR) acc. : 16<sup>th</sup> June 2015

**Registration (A1 EUR acc.):** AT, BE, CH, DE, DK, FI, FR, IT, IS, LU, NL, NO, PT, SE, SG

For all available share classes please refer to the Fund prospectus

PEA Eligible

## Performance and risk measures



Source: Bloomberg

### Calendar year performance\*

	Fund	Index
2015*	11.77%	1.21%
2016	-1.16%	1.73%
2017	15.88%	10.58%
2018	-3.25%	-4.16%

(\* Class A1 (EUR) acc: (Share class launch 09/02/2015)

### Fund Performance (Net)\*

	Fund	Index
1 month	-2.72%	-1.99%
3 months	-3.25%	-4.16%
6 months	-1.29%	-3.61%
9 months	3.67%	-0.99%
1 year	4.82%	-0.15%
2 years	22.70%	16.12%
3 years	9.94%	1.29%
Since inception	23.85%	9.12%

## Monthly Comment

Markets fell in March, impacted by a continued weakness in macro indicators together with Trump's tariff announcement. In this environment, bonds have been in favour prompting a defensive rotation. ELEVA European Selection was down 2.72% in the month, underperforming the index by 73 bps.

Sector allocation was a slight drag to performance in March. Although our underweight in cyclicals helped, this was more than offset by our overweight in financials. Stock selection also had a negative impact, particularly mega caps, materials and health care names. On the largest detractors, **Jeronimo Martins**, **Iliad** and **Maisons du Monde** published results which disappointed investors, excessively in our view. On the contrary, **Aker BP** performed well in line with higher oil prices. Additionally, real estate company **Segro** beat market expectations on the back of excellent demand for their logistics assets whilst **Coca Cola HBC** also updated their outlook positively.

In March we continued to reduce the economic sensitivity of the portfolio on the back of deteriorating leading indicators. Within materials, we sold our positions in **Covestro**, **Sika** and have reduced exposure in **Glencore** and **ArcelorMittal**. We have also reduced our overweight in financials with **Natixis** reaching our price target. On the contrary, we initiated a position in **Telenet**. We like the quality and resilience of their cable footprint while the share price has been under pressure and the Firm should soon be in a position to provide a very high level of dividends or buy back (8 pct. plus). We also bought **GlaxoSmithKline**. In our view, a transformation of the group is taking place under new management and the strengths of their consumer health, vaccinations and HIV offering is not fully reflected with the group yielding 6pct. The Fund maintains a value bias at 54% of the portfolio's exposure.

Since inception, ELEVA European Selection is up 23.85%, an outperformance of 1473 bps to the STOXX 600 Total Return (SXXR).

## Fund manager

Eric Bendahan is the Portfolio Manager of the Eleva European Selection Fund. Prior to founding Eleva Capital, Eric worked for 9 years at Banque Syz & Co where he was responsible for managing Oyster European Opportunities and Oyster European Selection funds. Eric is a CFA Charterholder and has a Master's in Business and Economics at ESSEC.

## Administrative information

### Central administration:

Brown Brothers Harriman (Luxembourg) S.C.A.

### Transfer agent:

Brown Brothers Harriman (Luxembourg) S.C.A.

### Custodian bank:

Brown Brothers Harriman (Luxembourg) S.C.A.

### Auditor:

PricewaterhouseCoopers

### Management Company:

Lemanik Asset Management S.A.

### Subscription / Redemption Cut-off:

12:00 CET

### Subscription / Redemption Settlement:

T+2

## Fees

**Subscription fee:** Up to 3%

**Redemption fee:** 0%

**Management fee (A1 class):** 1.5%

**Management fee (A2 class):** 2.0%

**Performance fee:** 10% of outperformance to Stoxx 600 total return (SXXR)

## Investment Management Company

### Firm name:

Eleva Capital SAS

### Address:

15 avenue Matignon, 75008 Paris

### Telephone:

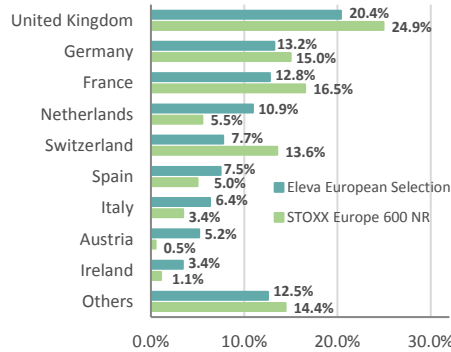
+33 (0) 1 86 26 68 25

### Contact:

Axel Plichon, Head of Business Development,  
axel.plichon@elevacapital.com

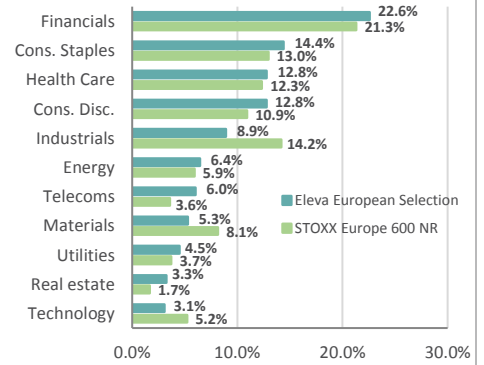
## Portfolio analysis

### Geographic breakdown



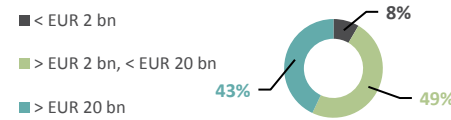
Source: Eleva Capital

### Sector breakdown



Source: Eleva Capital

### Market capitalisation



Average Market Cap €30.8bn

Source: Eleva Capital

### Risk indicators (3 Year)

Risk	Fund	Benchmark
Active Weight	87.64%	
Volatility	16.94%	16.86%
Beta	0.97	
Tracking Error	3.68	
Sharpe Ratio	0.28	0.05
Sortino Ratio	0.38	0.07
Information Ratio	0.85	

### Top 10 holdings

Company	Sector	Weight (%)
ROYAL DUTCH SHELL	ENERGY	3.99
ERSTE GROUP BANK	FINANCIALS	3.31
PRUDENTIAL	FINANCIALS	3.20
UNICREDIT SPA	FINANCIALS	3.17
KONINKLIJKE PHILIPS NV	HEALTH CARE	2.70
DANONE	CONS. STAPLES	2.63
JERONIMO MARTINS	CONS. STAPLES	2.57
EIFFAGE	INDUSTRIALS	2.54
LONZA GROUP	HEALTH CARE	2.52
CONTINENTAL AG	CONS. DISCRETIONARY	2.50
<b>TOTAL</b>		<b>29.14</b>

### Top 3 contributors

Name	Contribution Absolute
Aker BP ASA	20 bps
Segro Plc	18 bps
Coca-Cola HBC AG	17 bps

Source: Eleva Capital

### Top 3 detractors

Name	Contribution Absolute
Jeronimo Martins	-31 bps
Iliad	-23 bps
Maisons du Monde	-16 bps

The information contained in this document does not constitute any recommendation or investment proposal. This material has been prepared for informational purposes only. This document is neither an offer to sell nor a solicitation of an offer to buy any securities or other investment product described herein.

Product(s) described herein is/are not available to all persons in all geographic locations. There are significant risks associated with investment in the Fund. Investment may not be suitable for all investors and is intended for sophisticated investors who have fully understood the risks associated with such an investment and can accept a substantial or complete loss of their investment.

Each prospective investor should review the Prospectus of the Fund which contains important information concerning risk factors, past performance and material aspects of the Fund and which must be read carefully before any decision to invest is made.

Past performance is not a guarantee of future results and no assurance can be given that product(s) described herein will yield favourable investment results or that the Fund's investment objectives will be achieved or that the investor will receive a return of all or part of their investment.