

This document should be read in conjunction with the prospectus and relevant KIIDs which are available on our website [www.elevacapital.com](http://www.elevacapital.com). Past performance is no guarantee of future results. The UCITS Fund does not benefit from any guarantee or protection, so the initial invested capital may not be fully repaid.

## Investment objective and approach

- Aiming to achieve superior long-term risk adjusted returns
- Medium-term time horizon
- Investing primarily in European equities and equity related securities
- Conviction investing using bottom-up stock-picking with high active weight of 80%+ and tracking error target of 6%
- Flexible, opportunistic, and pragmatic approach, with no sector/country bias and style/market cap agnostic
- Using a macroeconomic overlay to support sector positioning

## Fund facts

**Manager:** Eric Bendahan

**Legal structure:** Luxembourg SICAV - UCITS V

**Fund launch date:** 26th January 2015

**Total Fund Assets:** 3 172 140 484 €

**Last NAV:** as of 31/01/2019

Class A1 (EUR) acc.: 120.34 €

Class A1 (EUR) dis.: 97.34 €

Class A1 (CHF) acc. (hedged): 117.09 CHF

Class A1 (USD) acc. (hedged): 125.43 USD

Class A2 (EUR) acc.: 103.90 €

### Distribution policy:

Class A1 (EUR) acc.: Accumulation

Class A1 (EUR) dis.: Distribution

Class A1 (CHF) acc. (hedged) : Accumulation

Class A1 (USD) acc. (hedged) : Accumulation

Class A2 (EUR) acc.: Accumulation

**Benchmark:** STOXX Europe 600 EUR (net return) - SXXR Index

### ISIN & Bloomberg code:

Class A1 (EUR) acc. : LU1111642408 | EESFA1E LX

Class A1 (EUR) dis. : LU1543705286 | EESA1D LX

Class A1 (CHF) acc. (hedged) : LU1111642663 | EESFA1H LX

Class A1 (USD) acc. (hedged) : LU1111642580 | EESFA1U LX

Class A2 (EUR) acc. : LU1111642820 | EESRCA2 LX

### Share class launch date:

Class A1 (EUR) acc. : 9th February 2015

Class A1 (EUR) dis. : 8th June 2017

Class A1 (CHF) acc. (hedged) : 9th February 2015

Class A1 (USD) acc. (hedged) : 9th February 2015

Class A2 (EUR) acc. : 16th June 2015

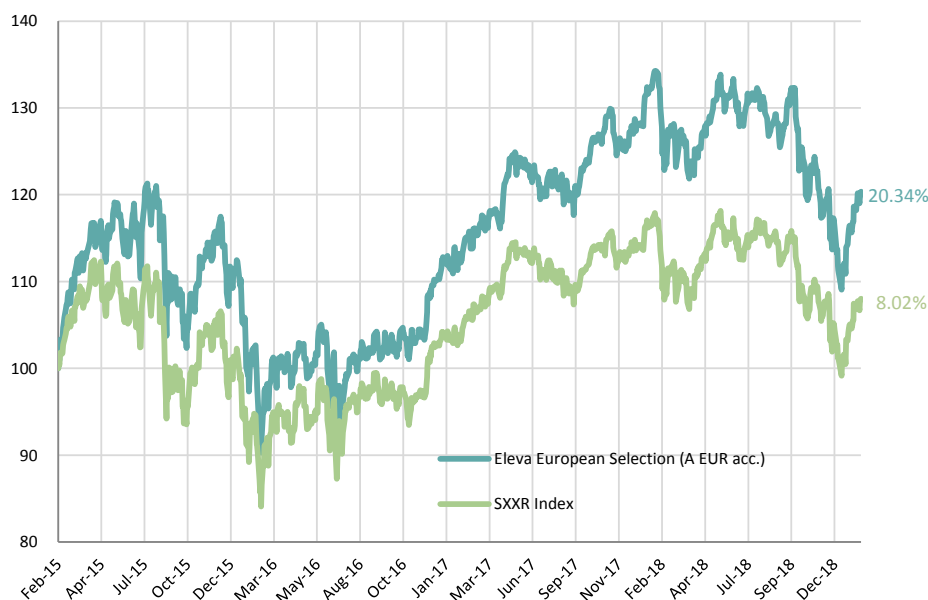
**Registration (A1 EUR acc.):** AT, BE, CH, DE, DK, FI, FR, IT, IS, LU, NL, NO, PT, SE, SG

**Registration (A2 EUR acc.):** AT, CH, DE, ES, FR, IT, LU, PT, SG

For all available share classes please refer to the Fund prospectus  
PEA Eligible

## Performance and risk measures

Sources: ELEVA Capital, Bloomberg



## Calendar year performance\*

	Fund	Index
2015	11.77%	1.21%
2016	-1.16%	1.73%
2017	15.88%	10.58%
2018	-12.44%	-10.77%
2019	7.37%	6.32%

## Fund Performance (Net)\*

	Fund	Index
1 month	7.37%	6.32%
3 months	-1.88%	-0.47%
6 months	-8.53%	-7.69%
9 months	-6.14%	-5.26%
1 year	-9.08%	-6.67%
2 years	8.10%	5.24%
3 years	17.55%	13.99%
Since inception	20.34%	8.02%

(\* ) Class A1 (EUR) acc.: (Share class launch 09/02/2015) - Please note that past performance is not a reliable indicator of future results.

## Monthly Comment

Markets started the year with a positive move, partially erasing the precipitous fall in December, encouraged by positive signals on the US-China trade negotiations and by the confirmation of a wait-and-see approach by the Fed. China also announced new measures to stimulate the economy. ELEVA European Selection Fund was up 7.37%, an outperformance versus the index of 104 bps.

Sector allocation had a negative impact in the month; we were underrepresented in Energy and Financials. Stock picking was more favourable however, particularly in Materials and Consumer Discretionary. On the contributors, **Ocado** started the year very well as Analysts reflected the significant long term value in their technology contracts. Furthermore, Material and oil sensitive names (**Fresnillo**, **AkerBP**) benefited from the rise in commodity prices year to date. **Easyjet** also recovered, highlighting some comforting signals on the supply/demand balance in the summer. On the contrary, defensive companies (**Vodafone**, **AstraZeneca**) suffered from the sector rotation in favour of more cyclical names.

Although early days, our leading indicators have inflected positively in January. While the macro economic backdrop remains challenging, particularly in Europe, our leading indicators suggest they are unlikely to get much worse. Indeed, we see better signals in China and US. As a consequence, we have been adding to Cyclical and Value in late December/ January. Valuations in this space have declined materially over 2018 and multiples have dropped, by more than 30% in many cases. The Value part of the European Selection Fund has increased to 51.5% of the portfolio.

Since inception, Eleve European Selection is up 20.34% versus the index up 8.02%, an outperformance of 1232 bps.

## Fund manager

Eric Bendahan is the Portfolio Manager of Eleva European Selection, Eleva Euroland Selection and Eleva Absolute Return Europe Funds. Prior to founding Eleva Capital, Eric worked for 9 years at Banque Syz & Co where he was responsible for managing Oyster European Opportunities and Oyster European Selection funds. Eric is a CFA Charterholder and has a Master's in Business and Economics at ESSEC.

## Administrative information

### Central administration:

Brown Brothers Harriman (Luxembourg) S.C.A.

### Transfert agent:

Brown Brothers Harriman (Luxembourg) S.C.A.

### Custodian bank:

Brown Brothers Harriman (Luxembourg) S.C.A.

### Auditor:

PricewaterhouseCoopers

### Management Company:

Lemanik Asset Management S.A.

### Subscription / Redemption Cut off:

12:00 CET

### Subscription / Redemption Settlement:

T+2

## Fees

**Subscription fee:** Up to 3%

**Redemption fee:** 0%

**Management fee (A1 class):** 1.5%

**Management fee (A2 class):** 2.0%

**Performance fee:** 10% of outperformance to Stoxx 600 total return (SXXR)

## Investment Manager

### Firm name:

ELEVA Capital SAS

### Address:

15 avenue Matignon, 75008 Paris

### Telephone:

+33(0) 1 86 26 68 25

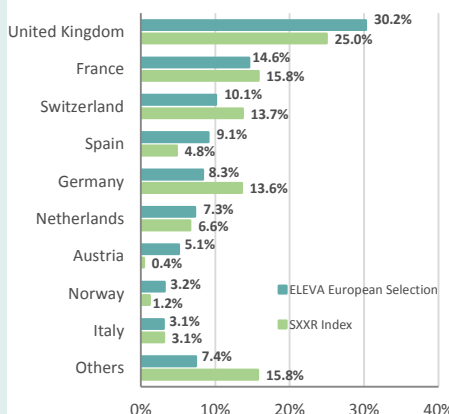
### Contact:

Axel Plichon, Head of Business Development  
axel.plichon@elevacapital.com

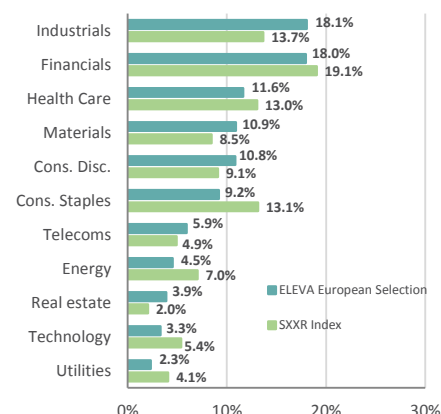
## Portfolio analysis

Source: ELEVA Capital

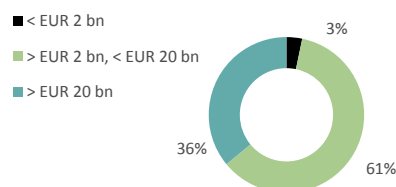
### Geographic breakdown



### Sector breakdown



### Market Capitalisation



Average Market Cap €32.76 bn

### Risk Indicator (3 years)

Risk	Fund	Benchmark
Active Weight	81.5%	
Volatility	14.52%	13.69%
Beta	1.02	
Tracking Error	3.93%	
Sharpe ratio	0.40	0.35
Sortino Ratio	0.51	0.46
Information Ratio	0.27	

### Top 5 holdings

Company	Sector	Weight
ERSTE GROUP BANK AG	Financials	2.94%
NESTLE SA-REG	Cons. Staples	2.87%
ROCHE HOLDING AG-GENUSSCHEIN	Health Care	2.86%
COCA-COLA HBC AG-DI	Cons. Staples	2.73%
SOUTH32 LTD	Materials	2.66%
<b>TOTAL</b>		<b>14.07%</b>

### Top 3 contributors

Name	Contribution Absolute
Ocado Group	63 bps
Airbus	39 bps
Aker	38 bps

### Top 3 detractors

Name	Contribution Absolute
Astrazeneca	-10 bps
Vodafone Group	-11 bps
Saab	-26 bps

The information contained in this document does not constitute any recommendation or investment proposal. This material has been prepared for informational purposes only. This document is neither an offer to sell nor a solicitation of an offer to buy any securities or other investment product described herein.

Product(s) described herein is/are not available to all persons in all geographic locations. There are significant risks associated with investment in the Fund. Investment may not be suitable for all investors and is intended for sophisticated investors who have fully understood the risks associated with such an investment and can accept a substantial or complete loss of their investment.

Each prospective investor should review the Prospectus of the Fund which contains important information concerning risk factors, past performance and material aspects of the Fund and which must be read carefully before any decision to invest is made.

Past performance is not a guarantee of future results and no assurance can be given that product(s) described herein will yield favourable investment results or that the Fund's investment objectives will be achieved or that the investor will receive a return of all or part of their investment.