

ELEVA European Selection

31/10/2018
Monthly report

This document should be read in conjunction with the prospectus and relevant KIIDs which are available on our website www.elevacapital.com. Past performance is no guarantee of future results. The UCITS Fund does not benefit from any guarantee or protection, so the initial invested capital may not be fully repaid.

Investment objective and approach

- Aiming to achieve superior long-term risk adjusted returns
- Medium-term time horizon
- Investing primarily in European equities and equity related securities
- Conviction investing using bottom-up stock-picking with high active weight of 80%+ and tracking error target of 6%
- Flexible, opportunistic, and pragmatic approach, with no sector/country bias and style/market cap agnostic
- Using a macroeconomic overlay to support sector positioning

Fund facts

Manager: Eric Bendahan

Legal structure: Luxembourg SICAV - UCITS V

Fund launch date: 26th January 2015

Total Fund Assets: 3 006 794 577 €

Last NAV: as of 31/10/2018

Class A1 (EUR) acc.: 122.65 €

Class A1 (EUR) dis.: 99.20 €

Class A1 (CHF) acc. (hedged): 119.48 CHF

Class A1 (USD) acc. (hedged): 126.65 USD

Class A2 (EUR) acc.: 106.07 €

Distribution policy:

Class A1 (EUR) acc.: Accumulation

Class A1 (EUR) dis.: Distribution

Class A1 (CHF) acc. (hedged) : Accumulation

Class A1 (USD) acc. (hedged) : Accumulation

Class A2 (EUR) acc.: Accumulation

Benchmark: STOXX Europe 600 EUR (net return)

ISIN & Bloomberg code:

Class A1 (EUR) acc. : LU1111642408 | EESFA1E LX

Class A1 (EUR) dis. : LU1543705286 | EESA1D LX

Class A1 (CHF) acc. (hedged) : LU1111642663 | EESFA1H LX

Class A1 (USD) acc. (hedged) : LU1111642580 | EESFA1U LX

Class A2 (EUR) acc. : LU1111642820 | EESRCA2 LX

Share class launch date:

Class A1 (EUR) acc. : 9th February 2015

Class A1 (EUR) dis. : 8th June 2017

Class A1 (CHF) acc. (hedged) : 9th February 2015

Class A1 (USD) acc. (hedged) : 9th February 2015

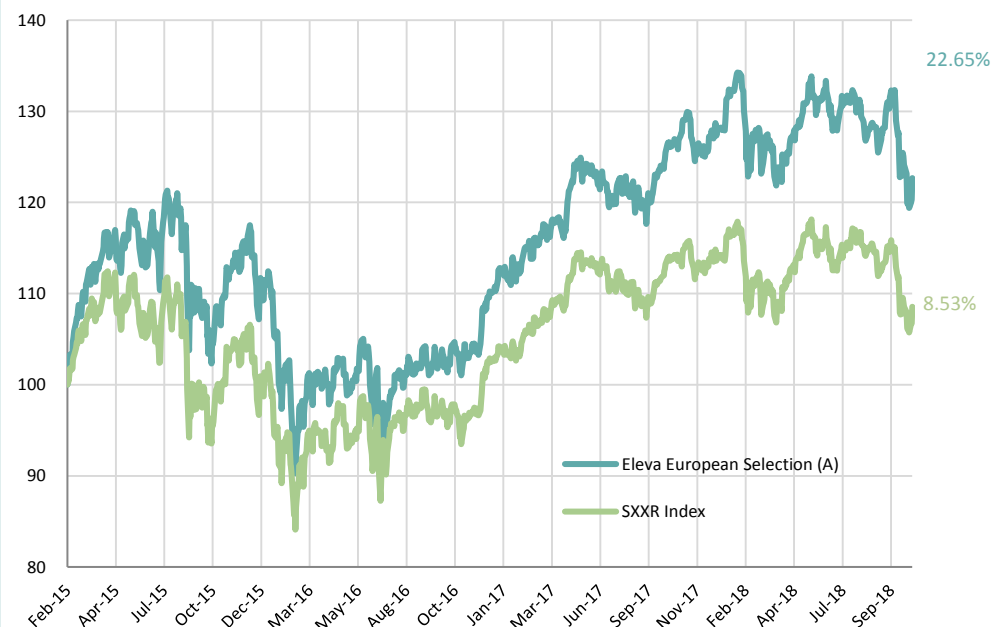
Class A2 (EUR) acc. : 16th June 2015

Registration (A1 EUR acc.): AT, BE, CH, DE, DK, FI, FR, IT, IS, LU, NL, NO, PT, SE, SG

For all available share classes please refer to the Fund prospectus

PEA Eligible

Performance and risk measures



Source: ELEVA Capital, Bloomberg

Calendar year performance*

	Fund	Index
2015	11.77%	1.21%
2016	-1.16%	1.73%
2017	15.88%	10.58%
2018	-4.19%	-4.68%

(* Class A1 (EUR) acc: (Share class launch 09/02/2015)

Fund Performance (Net)*

	Fund	Index
1 month	-6.62%	-5.53%
3 months	-6.77%	-7.25%
6 months	-4.34%	-4.81%
9 months	-7.34%	-6.23%
1 year	-4.96%	-5.93%
2 years	18.58%	12.64%
3 years	9.08%	4.71%
Since inception	22.65%	8.53%

Monthly Comment

Markets were under severe pressure in October. The combination of muted earnings, slowing macro indicators and rising interest rates in the US created an aggressive sell off in the month. Growth, small and mid-caps and cyclical companies underperformed significantly. ELEVA European Selection was down 6.62%, underperforming the index by 109 bps.

Sector allocation had a positive impact in the month; our overweight position in Materials had a negative impact, but was more than compensated by the underweight in Consumer Discretionary and overweight in Healthcare. On the contrary, stock picking had a negative impact, particularly in Materials and Energy. On the contributors, **Masmovil** had a positive impact with the company raising its guidance after very strong commercial momentum in Spain. **Nestle** and **Sanofi** were also in favour posting solid numbers, whilst **Grifols** published some promising early data on Alzheimer's. On the other hand, a number of Materials companies came under severe pressure and in turn reversed some of their September gains, including **UPM Kymmene** and **ArcelorMittal**. Oil and oil services companies also suffered heavily from lower oil prices. In addition, **Schindler's** results were seen as disappointing, although we feel markets over reacted.

We continue to keep a growth and quality bias in the Fund (66%), noting further deterioration in our leading indicators in the month. In our view, this is to be weighed against an attractive valuation backdrop for European equities.

Since inception, Eleve European Selection is up 22.65%, an outperformance of 1412 bps.

Fund manager

Eric Bendahan is the Portfolio Manager of Eleva European Selection, Eleva Euroland Selection and Eleva Absolute Return Europe Funds. Prior to founding Eleva Capital, Eric worked for 9 years at Banque Syz & Co where he was responsible for managing Oyster European Opportunities and Oyster European Selection funds. Eric is a CFA Charterholder and has a Master's in Business and Economics at ESSEC.

Administrative information

Central administration:

Brown Brothers Harriman (Luxembourg) S.C.A.

Transfert agent:

Brown Brothers Harriman (Luxembourg) S.C.A.

Custodian bank:

Brown Brothers Harriman (Luxembourg) S.C.A.

Auditor:

PricewaterhouseCoopers

Management Company:

Lemanik Asset Management S.A.

Subscription / Redemption Cut off:

12:00 CET

Subscription / Redemption Settlement:

T+2

Fees

Subscription fee: Up to 3%

Redemption fee: 0%

Management fee (A1 class): 1.5%

Management fee (A2 class): 2.0%

Performance fee: 20% of any excess return the NAV achieves over the High Water Mark

Investment Manager

Firm name:

ELEVA Capital SAS

Address:

15 avenue Matignon, 75008 Paris

Telephone:

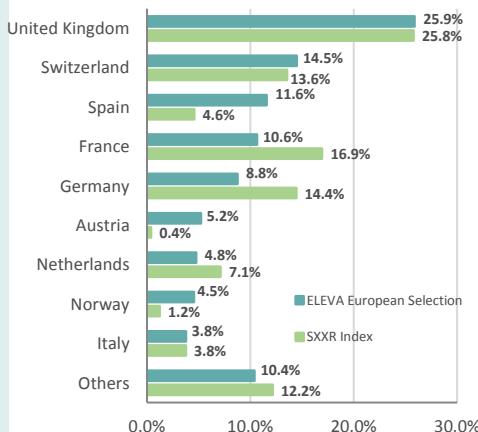
+33(0) 1 86 26 68 25

Contact:

Axel Plichon, Head of Business Development
axel.plichon@elevacapital.com

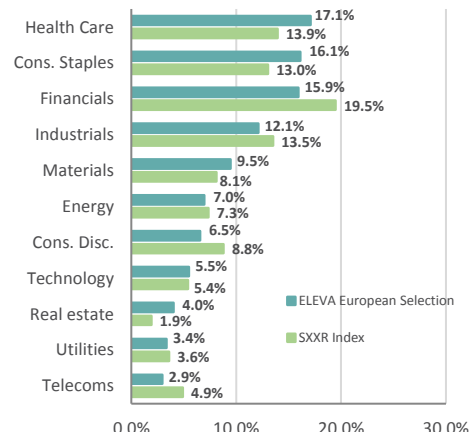
Portfolio analysis

Geographic breakdown



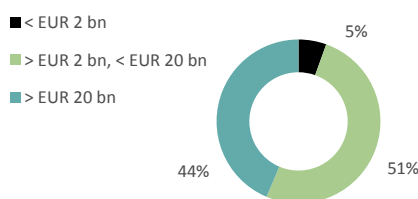
Source: ELEVA Capital

Sector breakdown



Source: ELEVA Capital

Market Capitalisation



Average Market Cap €33.70 bn

Risk Indicator (3 years)

Risk	Fund	Benchmark
Active Weight	84.25%	
Volatility	14.94%	14.40%
Beta	1.00	
Tracking Error	4.15%	
Sharpe ratio	0.22	0.13
Sortino Ratio	0.27	0.17
Information Ratio	0.34	

Top 5 holdings

Company	Sector	Weight
NESTLE SA-REG	Cons. Staples	4.24%
ASTRAZENECA PLC	Health Care	3.58%
BEIERSDORF AG	Cons. Staples	3.25%
SCHINDLER HOLDING	Industrials	3.16%
SANOFI	Health Care	3.10%
TOTAL		17.33%

Top 3 contributors

Name	Contribution Absolute
Masmovil Ibercom SA	26 bps
Nestle SA	14 bps
B&M Europ. Val. Retail	13 bps

Source: ELEVA Capital

Top 3 detractors

Name	Contribution Absolute
Arcelormittal SA	-50 bps
Upm-Kymmene Corp	-47 bps
Aker BP	-46 bps

The information contained in this document does not constitute any recommendation or investment proposal. This material has been prepared for informational purposes only. This document is neither an offer to sell nor a solicitation of an offer to buy any securities or other investment product described herein.

Product(s) described herein is/are not available to all persons in all geographic locations. There are significant risks associated with investment in the Fund. Investment may not be suitable for all investors and is intended for sophisticated investors who have fully understood the risks associated with such an investment and can accept a substantial or complete loss of their investment.

Each prospective investor should review the Prospectus of the Fund which contains important information concerning risk factors, past performance and material aspects of the Fund and which must be read carefully before any decision to invest is made.

Past performance is not a guarantee of future results and no assurance can be given that product(s) described herein will yield favourable investment results or that the Fund's investment objectives will be achieved or that the investor will receive a return of all or part of their investment.