

ELEVA European Selection

30/11/2018
Monthly report

This document should be read in conjunction with the prospectus and relevant KIIDs which are available on our website www.elevacapital.com. Past performance is no guarantee of future results. The UCITS Fund does not benefit from any guarantee or protection, so the initial invested capital may not be fully repaid.

Investment objective and approach

- Aiming to achieve superior long-term risk adjusted returns
- Medium-term time horizon
- Investing primarily in European equities and equity related securities
- Conviction investing using bottom-up stock-picking with high active weight of 80%+ and tracking error target of 6%
- Flexible, opportunistic, and pragmatic approach, with no sector/country bias and style/market cap agnostic
- Using a macroeconomic overlay to support sector positioning

Fund facts

Manager: Eric Bendahan

Legal structure: Luxembourg SICAV - UCITS V

Fund launch date: 26th January 2015

Total Fund Assets: 3 018 898 054 €

Last NAV: as of 30/11/2018

Class R (EUR) acc. : 119.81 €

Class R (EUR) dis. : 94.21 €

Class R (CHF) acc. (hedged) : 103.29 CHF

Class R (GBP) acc. (hedged) : 113.00 GBP

Class R (USD) acc. (hedged) : 102.98 USD

Distribution policy:

Class R (EUR) acc. : Accumulation

Class R (EUR) dis. : Distribution

Class R (CHF) acc. (hedged) : Accumulation

Class R (GBP) acc. (hedged) : Accumulation

Class R (USD) acc. (hedged) : Accumulation

Benchmark: STOXX Europe 600 EUR (net return)

ISIN & Bloomberg code:

Class R (EUR) acc. : LU1111643711 | ELVESRE LX

Class R (EUR) dis. : LU1716217044 | ELESRED LX

Class R (CHF) acc. (hedged) : LU1148164426 | EESRCAH LX

Class R (GBP) acc. (hedged) : LU1111643802 | EESRGAH LX

Class R (USD) acc. (hedged) : LU1148156323 | ELERUAH LX

Share class launch date:

Class R (EUR) acc. : 26th January 2015

Class R (EUR) dis. : 19th February 2018

Class R (CHF) acc. (hedged) : 15th June 2015

Class R (GBP) acc. (hedged) : 24th February 2015

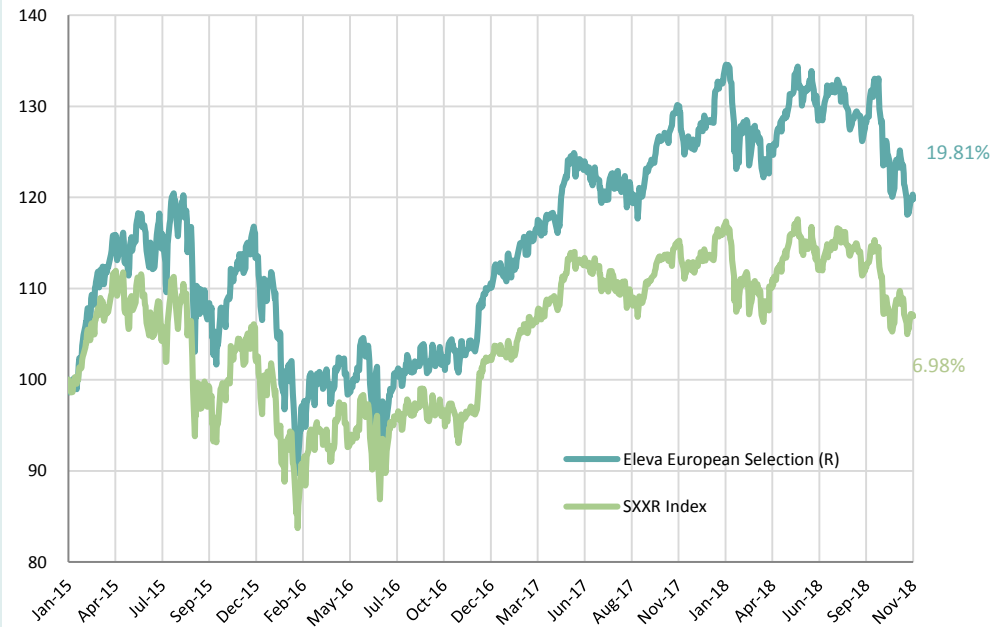
Class R (USD) acc. (hedged) : 3rd July 2017

Registration (R EUR acc.) : BE, CH, DE, DK, FI, FR, GB, IS, LU, NL, NO, PT, SE

For all available share classes please refer to the Fund prospectus

PEA Eligible

Performance and risk measures



Source: ELEVA Capital, Bloomberg

Calendar year performance*

	Fund	Index
2015	11.11%	0.76%
2016	-0.73%	1.73%
2017	16.31%	10.58%
2018	-6.61%	-5.62%

(* Class R (EUR) acc: Share class launch 26/01/2015)

Fund Performance (Net)*

	Fund	Index
1 month	-2.90%	-0.99%
3 months	-7.12%	-6.16%
6 months	-8.28%	-5.88%
9 months	-6.15%	-3.48%
1 year	-4.92%	-4.94%
2 years	15.15%	10.37%
3 years	2.58%	0.83%
Since inception	19.81%	6.98%

Monthly Comment

Markets continued to be weak in November, dragged by a combination of negative earnings revisions, a slump in the oil price and by trade uncertainties. ELEVA European Selection was down 2.90%, underperforming the index by 191 bps.

Sector allocation had a positive impact in the month, largely due to our overweight position in Healthcare and underweight in Industrials. On the contrary, stock picking was negative, particularly in Energy and Industrials. The portfolio was affected by the outperformance of mega caps in Europe in almost every sector and by the brutal rotation out of growth oriented mid and large caps. Oil services companies (**Subsea 7**, **Saipem**) were under heavy selling pressure, a consequence of the slump in oil prices. Material companies also fell, despite a greater resilience of the underlying commodities (**South 32**, **UPM Kymmene**). That said, mega cap defensives posted a positive performance in the month, **Raiffeisen** outperformed thanks to a positive set of results.

We continue to keep a growth bias in the Fund. At this stage, we do not see signs of improvement in our leading indicators. In our view, this is to be weighed against an attractive valuation backdrop for European equities in our view.

Since inception, Eleva European Selection is up 19.81%, an outperformance of 1283 bps to STOXX 600 Total Return (SXXR).

Fund manager

Eric Bendahan is the Portfolio Manager of Eleva European Selection, Eleva Euroland Selection and Eleva Absolute Return Europe Funds. Prior to founding Eleva Capital, Eric worked for 9 years at Banque Syz & Co where he was responsible for managing Oyster European Opportunities and Oyster European Selection funds. Eric is a CFA Charterholder and has a Master's in Business and Economics at ESSEC.

Administrative information

Central administration:

Brown Brothers Harriman (Luxembourg) S.C.A.

Transfert agent:

Brown Brothers Harriman (Luxembourg) S.C.A.

Custodian bank:

Brown Brothers Harriman (Luxembourg) S.C.A.

Auditor:

PricewaterhouseCoopers

Management Company:

Lemanik Asset Management S.A.

Subscription / Redemption Cut off:

12:00 CET

Subscription / Redemption Settlement:

T+2

Fees

Subscription fee: Up to 3%

Redemption fee: 0%

Management fee: 0.9%

Performance fee: 10% of outperformance to Stoxx 600 total return (SXXR)

Investment Manager

Firm name:

ELEVA Capital SAS

Address:

15 avenue Matignon, 75008 Paris

Telephone:

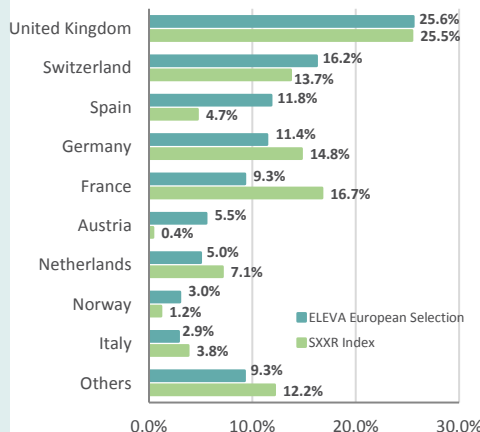
+33(0) 1 86 26 68 25

Contact:

Axel Plichon, Head of Business Development
axel.plichon@elevacapital.com

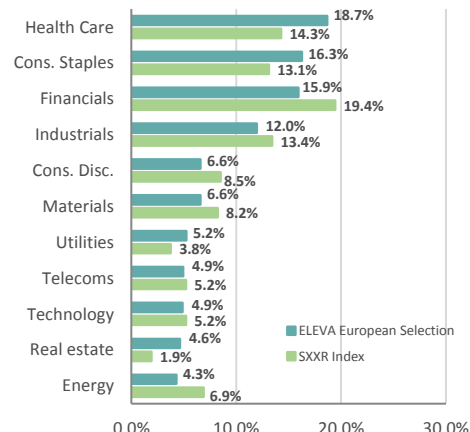
Portfolio analysis

Geographic breakdown



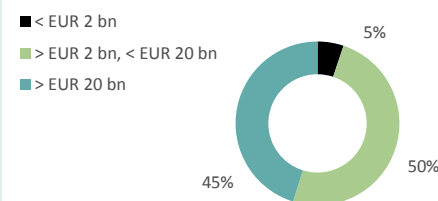
Source: ELEVA Capital

Sector breakdown



Source: ELEVA Capital

Market Capitalisation



Average Market Cap €38.93 bn

Risk Indicator (3 years)

Risk	Fund	Benchmark
Active Weight	82.58%	
Volatility	14.93%	14.33%
Beta	1.00	
Tracking Error	4.06%	
Sharpe ratio	0.08	0.04
Sortino Ratio	0.10	0.06
Information Ratio	0.14	

Top 5 holdings

Company	Sector	Weight
NESTLE SA-REG	Cons. Staples	4.30%
ASTRAZENECA PLC	Health Care	3.83%
SANOFI	Health Care	3.16%
COCA-COLA HBC AG-DI	Cons. Staples	3.01%
ERSTE GROUP BANK AG	Financials	2.97%
TOTAL		17.27%

Top 3 contributors

Name	Contribution Absolute
Raiffeisen Int. Bank	18 bps
Deutsche Telekom	11 bps
Vonovia	11 bps

Source: ELEVA Capital

Top 3 detractors

Name	Contribution Absolute
Saipem	-47 bps
Subsea 7	-37 bps
South32	-34 bps

The information contained in this document does not constitute any recommendation or investment proposal. This material has been prepared for informational purposes only. This document is neither an offer to sell nor a solicitation of an offer to buy any securities or other investment product described herein.

Product(s) described herein is/are not available to all persons in all geographic locations. There are significant risks associated with investment in the Fund. Investment may not be suitable for all investors and is intended for sophisticated investors who have fully understood the risks associated with such an investment and can accept a substantial or complete loss of their investment.

Each prospective investor should review the Prospectus of the Fund which contains important information concerning risk factors, past performance and material aspects of the Fund and which must be read carefully before any decision to invest is made.

Past performance is not a guarantee of future results and no assurance can be given that product(s) described herein will yield favourable investment results or that the Fund's investment objectives will be achieved or that the investor will receive a return of all or part of their investment.