

# ELEVA Euroland Selection

31/12/2018  
Monthly report

For professional, qualified and institutional investors  
This document should be read in conjunction with the prospectus and relevant KIID which are available on our website [www.elevacapital.com](http://www.elevacapital.com).  
Past performance is no guarantee of future results. The UCITS Fund does not benefit from any guarantee or protection, so the initial invested capital may not be fully repaid.

## Investment objective and approach

- Aiming to achieve superior long-term risk adjusted returns
- Medium-term time horizon
- Investing primarily in equities and equity related securities of companies incorporated or having their principal business activities in Euroland countries.
- Conviction investing using bottom-up stock-picking with high active weight of 80%+ and tracking error target of 6%
- Flexible, opportunistic, and pragmatic approach, with no sector/country bias and style/market cap agnostic
- Using a macroeconomic overlay to support sector positioning

## Fund facts

**Manager:** Eric Bendahan

**Legal structure:** Luxembourg SICAV - UCITS V

**Fund launch date:** 10th July 2017

**Total Fund Assets:** 225 632 523 €

**Last NAV:** as of 31/12/2018

Class I (EUR) acc.: 931.60 €

**Distribution policy:**

Class I (EUR) acc.: Accumulation

**Benchmark:** EURO STOXX Index (Net Return)

**ISIN & Bloomberg code:**

Class I (EUR) acc.: LU1616921232 | EESEIEA LX

**Share class launch date:**

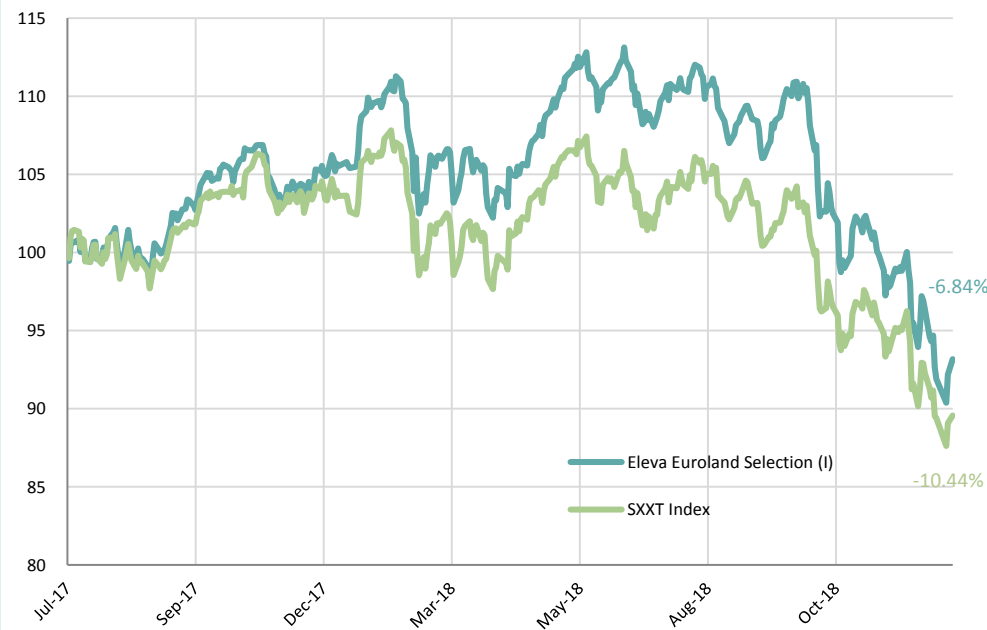
Class I (EUR) acc.: 26th January 2015

**Registration (I EUR acc.):** AT, BE, CH, DE, DK, ES, FI, FR, GB, IT, IS, LU, NL, NO, PT, SE, SG

For all available share classes please refer to the Fund prospectus

PEA Eligible

## Performance and risk measures



Source: ELEVA Capital, Bloomberg

### Calendar year performance\*

	Fund	Index
2017	5.40%	2.61%
2018	-11.62%	-12.72%

(\* Class I (EUR) acc: share class launched 10/07/2017

### Fund Performance (Net)\*

	Fund	Index
1 month	-5.74%	-5.76%
2 months	-8.24%	-6.79%
3 months	-15.21%	-12.96%
6 months	-14.42%	-12.47%
Since inception	-6.84%	-10.44%

## Monthly Comment

Markets fell sharply in December with increasing concerns on the impact of global macro deceleration on corporate results, at a time of reduced central bank actions. Indeed, credit spreads continued to widen adding to downside pressures. ELEVA Euroland Selection was down 5.74%, outperforming the index by 2 bps.

Sector allocation had a slight positive impact, the Fund benefitting from the underweight in Industrials and Financials. Stock picking had a negative impact; positive in Staples, but negative in Financials and Technology. On the contributors, **Kering** recovered in the month with continued positive trends for Gucci and Balenciaga. **Pernod Ricard** also benefited from the news of investment from activist investor Elliott. On detractors, Austrian banks were under pressure with an unexpected announcement of a bank tax in Romania. Small cap Technology names such as **Devoteam** also fell in a volatile month.

We continue to keep a growth bias in the Fund. At this stage, we do not see signs of improvement in our leading indicators. In our view, this is to be weighed against a very attractive valuation backdrop for European equities.

Since inception, Eleva Euroland Selection is down -6.84%, an outperformance of 360 bps to the EURO STOXX Index (SXXT).

## Fund manager

Eric Bendahan is the Portfolio Manager of Eleva European Selection, Eleva Euroland Selection and Eleva Absolute Return Europe Funds. Prior to founding Eleva Capital, Eric worked for 9 years at Banque Syz & Co where he was responsible for managing Oyster European Opportunities and Oyster European Selection funds. Eric is a CFA Charterholder and has a Master's in Business and Economics at ESSEC.

## Administrative information

### Central administration:

Brown Brothers Harriman (Luxembourg) S.C.A.

### Transfert agent:

Brown Brothers Harriman (Luxembourg) S.C.A.

### Custodian bank:

Brown Brothers Harriman (Luxembourg) S.C.A.

### Auditor:

PricewaterhouseCoopers

### Management Company:

Lemanik Asset Management S.A.

### Subscription / Redemption Cut off:

12:00 CET

### Subscription / Redemption Settlement:

T+2

## Fees

**Subscription fee:** Up to 3%

**Redemption fee:** 0%

**Management fee:** 0.9%

**Performance fee:** 10% of outperformance to the EURO STOXX Index Net Return (SXXT)

## Investment Manager

### Firm name:

ELEVA Capital SAS

### Address:

15 avenue Matignon, 75008 Paris

### Telephone:

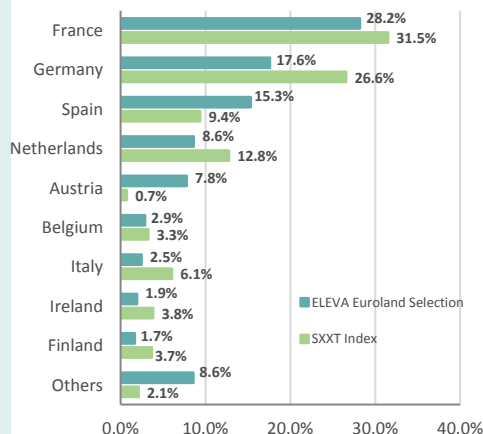
+33(0) 1 86 26 68 25

### Contact:

Axel Plichon, Head of Business Development  
axel.plichon@elevacapital.com

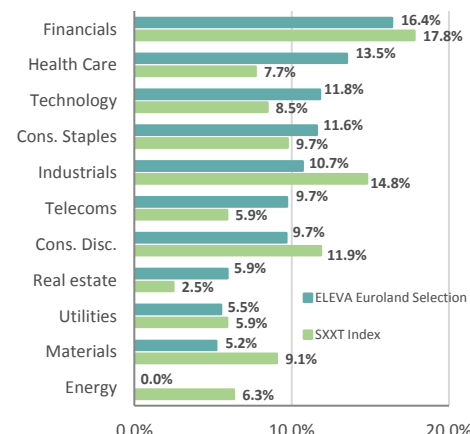
## Portfolio analysis

### Geographic breakdown



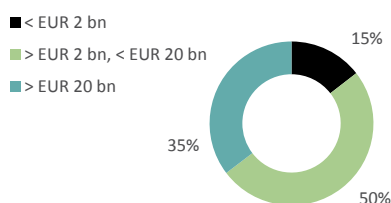
Source: ELEVA Capital

### Sector breakdown



Source: ELEVA Capital

## Market Capitalisation



Average Market Cap €24.06 bn

## Risk Indicator (since inception)

Risk	Fund	Benchmark
Active Weight	80.70%	
Volatility	12.13%	12.13%
Beta	0.95	
Tracking Error	3.88%	
Sharpe ratio	-0.36	-0.56
Sortino Ratio	-0.48	-0.79
Information Ratio	0.65	

## Top 5 holdings

Company	Sector	Weight
SANOFI	Health Care	4.40%
DEUTSCHE TELEKOM AG-REG	Telecoms	3.93%
KERING	Cons. Disc.	3.63%
COCA-COLA HBC AG-DI	Cons. Staples	3.49%
ABN AMRO GROUP NV-CVA	Financials	3.48%
<b>TOTAL</b>		<b>18.93%</b>

## Top 3 contributors

Name	Contribution Absolute
Kering	22 bps
Pernod-Ricard	9 bps
Coca-Cola	9 bps

Source: ELEVA Capital

## Top 3 detractors

Name	Contribution Absolute
Erste Group Bank	-60 bps
Raiffeisen Int. Bank	-48 bps
Masmovil Ibercom	-36 bps

The information contained in this document does not constitute any recommendation or investment proposal. This material has been prepared for informational purposes only. This document is neither an offer to sell nor a solicitation of an offer to buy any securities or other investment product described herein.

Product(s) described herein is/are not available to all persons in all geographic locations. There are significant risks associated with investment in the Fund. Investment may not be suitable for all investors and is intended for sophisticated investors who have fully understood the risks associated with such an investment and can accept a substantial or complete loss of their investment.

Each prospective investor should review the Prospectus of the Fund which contains important information concerning risk factors, past performance and material aspects of the Fund and which must be read carefully before any decision to invest is made.

Past performance is not a guarantee of future results and no assurance can be given that product(s) described herein will yield favourable investment results or that the Fund's investment objectives will be achieved or that the investor will receive a return of all or part of their investment.